

Oracle® Hospitality BellaVita
Spa Area Guide
Release 2.7

March 2016

Copyright © 1987, 2016, Oracle and/or its affiliates. All rights reserved.

This software and related documentation are provided under a license agreement containing restrictions on use and disclosure and are protected by intellectual property laws. Except as expressly permitted in your license agreement or allowed by law, you may not use, copy, reproduce, translate, broadcast, modify, license, transmit, distribute, exhibit, perform, publish, or display any part, in any form, or by any means. Reverse engineering, disassembly, or decompilation of this software, unless required by law for interoperability, is prohibited.

The information contained herein is subject to change without notice and is not warranted to be error-free. If you find any errors, please report them to us in writing.

If this software or related documentation is delivered to the U.S. Government or anyone licensing it on behalf of the U.S. Government, then the following notice is applicable:

U.S. GOVERNMENT END USERS: Oracle programs, including any operating system, integrated software, any programs installed on the hardware, and/or documentation, delivered to U.S. Government end users are "commercial computer software" pursuant to the applicable Federal Acquisition Regulation and agency-specific supplemental regulations. As such, use, duplication, disclosure, modification, and adaptation of the programs, including any operating system, integrated software, any programs installed on the hardware, and/or documentation, shall be subject to license terms and license restrictions applicable to the programs. No other rights are granted to the U.S. Government.

This software or hardware is developed for general use in a variety of information management applications. It is not developed or intended for use in any inherently dangerous applications, including applications that may create a risk of personal injury. If you use this software or hardware in dangerous applications, then you shall be responsible to take all appropriate fail-safe, backup, redundancy, and other measures to ensure its safe use. Oracle Corporation and its affiliates disclaim any liability for any damages caused by use of this software or hardware in dangerous applications.

Oracle and Java are registered trademarks of Oracle and/or its affiliates. Other names may be trademarks of their respective owners.

Intel and Intel Xeon are trademarks or registered trademarks of Intel Corporation. All SPARC trademarks are used under license and are trademarks or registered trademarks of SPARC International, Inc. AMD, Opteron, the AMD logo, and the AMD Opteron logo are trademarks or registered trademarks of Advanced Micro Devices. UNIX is a registered trademark of The Open Group.

This software or hardware and documentation may provide access to or information on content, products, and services from third parties. Oracle Corporation and its affiliates are not responsible for and expressly disclaim all warranties of any kind with respect to third-party content, products, and services. Oracle Corporation and its affiliates will not be responsible for any loss, costs, or damages incurred due to your access to or use of third-party content, products, or services.

Contents

Preface	4
Audience.....	4
Customer Support	4
Documentation.....	4
Revision History	4
1 Configuration.....	5

Preface

This document has been created to provide a general overview and configuration guidelines on Spa areas in BellaVita.

Audience

This guide is intended for system administrators and support familiar with BellaVita.

Customer Support

To contact Oracle Customer Support, access My Oracle Support at the following URL:
<https://support.oracle.com>

When contacting Customer Support, please provide the following:

- Product version and program/module name
- Functional and technical description of the problem (include business impact)
- Detailed step-by-step instructions to re-create
- Exact error message received
- Screen shots of each step you take

Documentation

Oracle Hospitality product documentation is available on the Oracle Help Center at
<http://docs.oracle.com/en/industries/hospitality/>

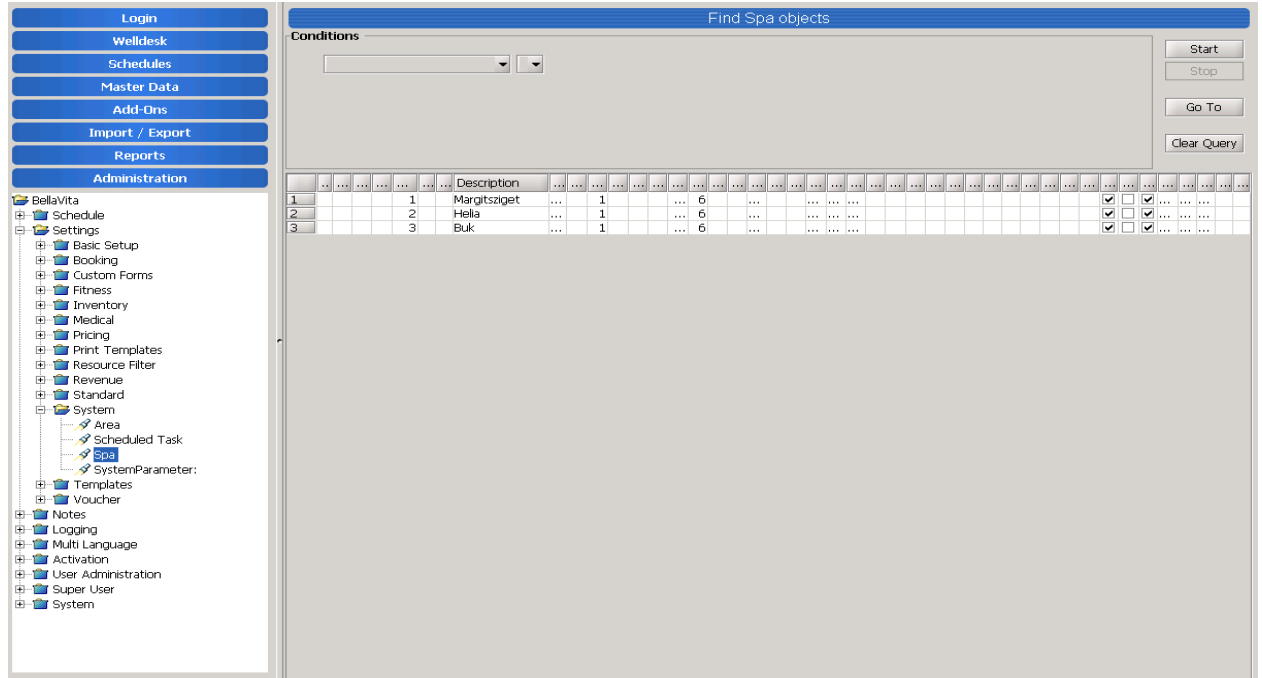
Revision History

Date	Description of Change
November 12, 2013	<ul style="list-style-type: none">• Initial publication. Document Version Number: 1.0

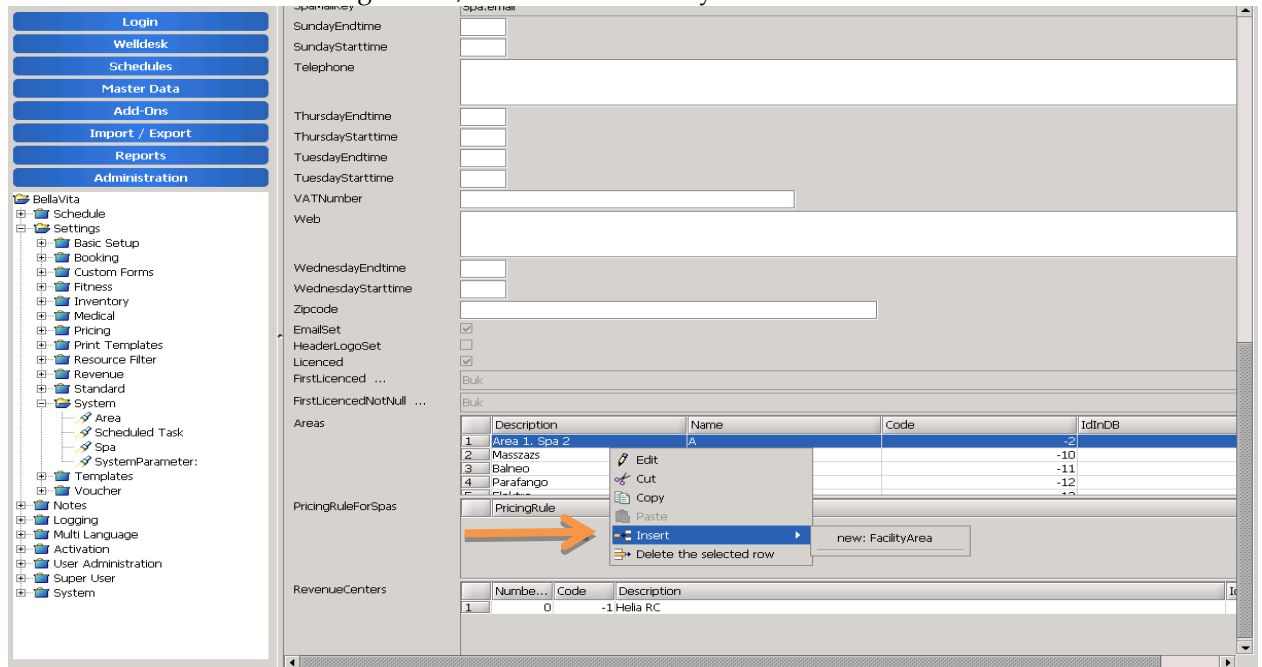
1 Configuration

Administration/ Settings/ System/ Spa → click on Start button which is going to list all spas in the application

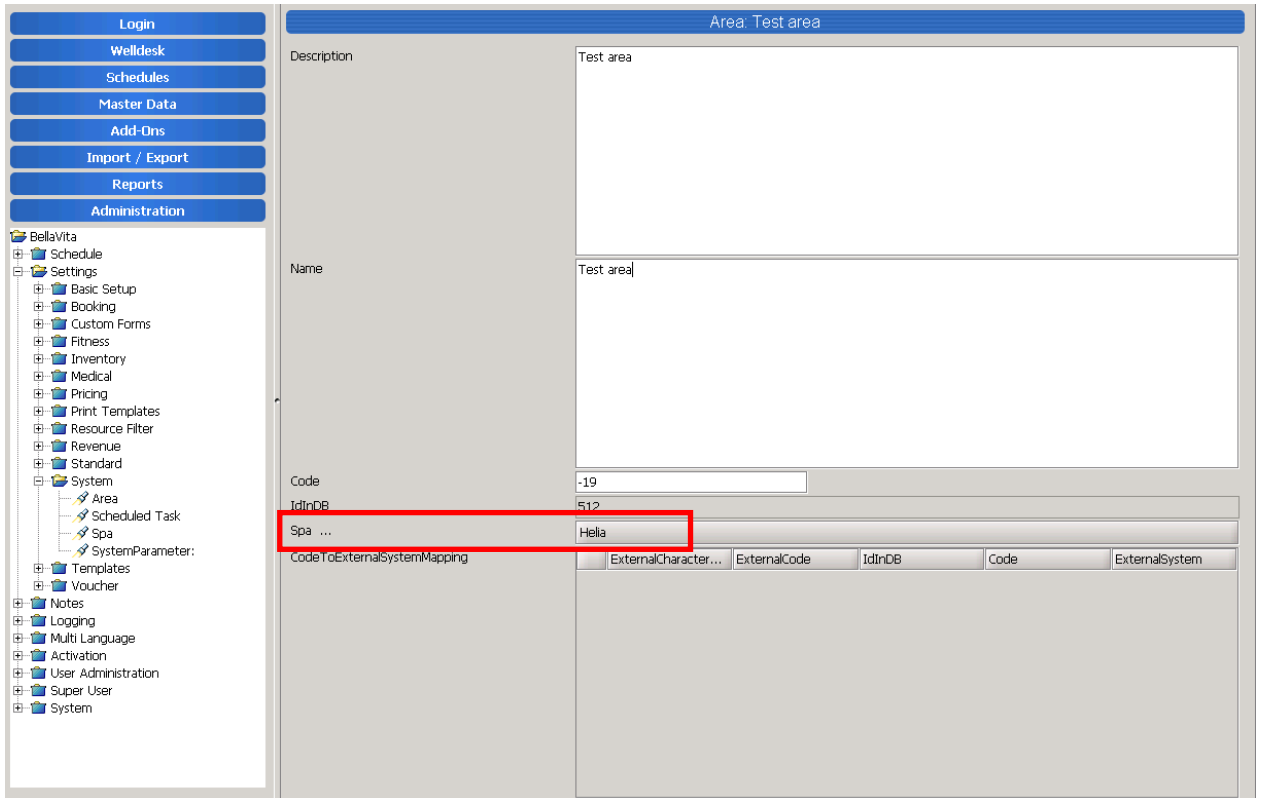
Double click on the chosen one.



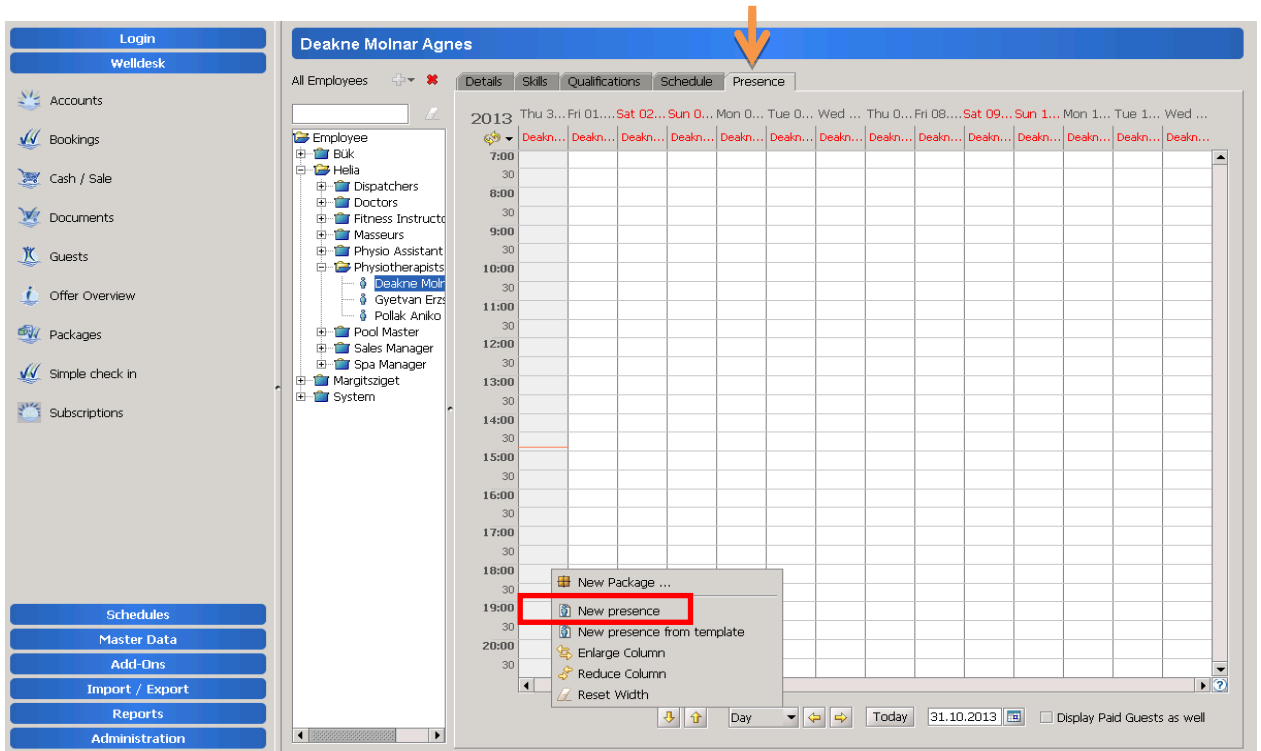
Click into the area box then right click, insert – new: Facility area



Here you can configure the new area for the given spa.



Then we set the area on the Employee as well: Master data/employee – On Presence tab we can create a new presence for the employee.



Here we choose the Spa and its area for the Employee.

Presence

You are creating a new presence. From Template

Spa: Hella

Area: [Empty]

Dat
Area 1. Spa 2

Desc
Balneo

Date
Elektro
Fitness

Seri
Masszazs
Parafango
● **Test area**
○ daily
○ weekly
○ monthly
○ yearly

Duration of Series
 Ending Date: 31.10.2013
 ends after: 5 Appointments
 End Date (calculated): 31.10.2013
 Number of Splittings: 0

OK Cancel

We must also give the Spa and area for the facilities:

Mud1 / Sziget.Iszap

All Facilities Nb Facilities: Buk: 35 / 40, Hella: 33 / 40, Sziget: 65 / 65, Global: 0

Details Schedule Consumption

Spa: Sziget
Area: Iszap

Description: Mud1
Free:
Reference Number: 49

Assigned Skills

Description
12.32 Swedish Warming Massage
14.01 Wellness Mud Pack
6.01 Mud Pack
6.02 Local Mud Pack

Skills

Description
12.25 Danubius Anti - Cellulite Treatmen...
12.26 Detox Honey Back Treatment
12.27 Royal Massage
12.28 Aquarelax Therapy
12.29 Koroka Massage
12.30 Ayurvedic Massage
12.31 Traditional Chinese Fire Cupping
12.33 Couple Massage
12.34 Twiggys Slimline Massagel
12.35 Bitter and Sweet Beer Massage
12.36 Maria's Peat Massage
12.37 Maria's Hammam Body Care for Wo...
12.38 Tip to Toe Massage

Remark